



PROFILES
FOR MODERN
BUILDING

PROTEKTOR UK


RENDER PROFILES



PROTEKTOR

PLASTER PROFILES | DRY WALL PROFILES | EXPANDED METAL

www.protektor.com




The PROTEKTOR brand of profiles for plaster, render and drywall has been established for over 100 years and used by the general construction trade internationally.

Our profiles manufactured in galvanised steel, stainless steel, aluminium and PVCu are available for a variety of applications and probably represent the most comprehensive range of profiles available in the UK for the finishing industry.

A professional sales and technical team combined with good distribution enables us to assist in the design and supply of project requirements for standard and specialist profiles.

ISO 9001 quality control systems ensure that our range of products continue to conform to specification and our customers' expectation.

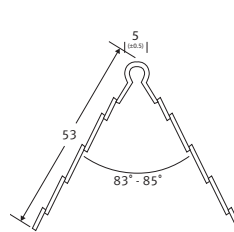
PROTEKTOR ANGLE BEAD



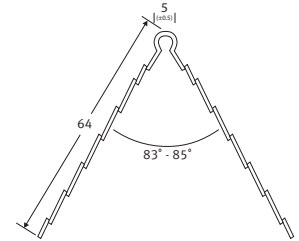
Protektor Angle Beads provide a true, straight aris that protects and reinforces plaster where it is most vulnerable.
The expanded metal wings ensure that the bead is firmly embedded in the plaster.

ANGLE BEAD Stainless Steel

Ref	Description	Length (Metres)			Qty/Pack
		2.4	2.7	3.0	
ABS	47mm Standard			•	25
LWS53	53mm Long Wing			•	25




LWS53 53mm Long Wing Angle Bead



LWS64 64mm Long Wing Angle Bead

PROTEKTOR STOP BEAD

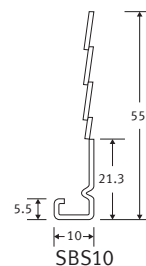


Protektor's Stop Bead profile provides the ideal answer to finishing the edges of plaster/render work.

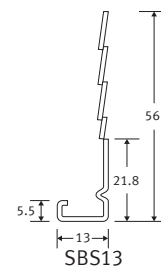
The straight edge of the profile ensures an accurate finish line whilst protecting the plaster where it is most vulnerable.

STOP BEAD Stainless Steel

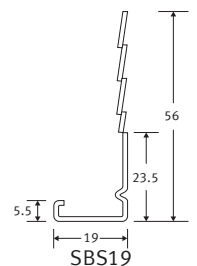
Ref	Description	Length (Metres)			Qty/Pack
		2.4	2.7	3.0	
SBS10	10mm Stop Bead			•	25
SBS13	13mm Stop Bead			•	25
SBS19	19mm Stop Bead			•	25



10mm Stop Bead




13mm Stop Bead



19mm Stop Bead

PROTEKTOR MOVEMENT BEAD



Protektor Movement Bead provides a solution to thermal movement in plaster and rendered finishes.

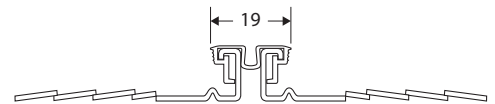
When placed vertically at predetermined centres, the profile will provide 6mm movement, hence reducing the possibility of cracking.

The face of the extrusion is covered by a black PVC tape; to be removed when the plaster or render work has been completed.

MOVEMENT BEAD Stainless Steel

Ref	Description	Length (Metres)			Qty/Pack
		2.4	2.7	3.0	
MBS3010	10mm Movement Bead	•			10
MBS3013	13mm Movement Bead	•			10
MBS3016	16mm Movement Bead	•			10
MBS3019	19mm Movement Bead	•			10

MBS3013 13mm Movement Bead



PROTEKTOR BELL CAST RENDER STOP BEAD

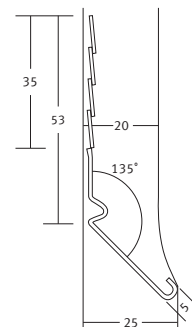
Protektor Render Stop Bead profiles provide the ideal answer to finishing the lower edges of render work. The Bell Cast External Render Stop Bead, when used correctly, will assist in creating a bell finish which will allow rainwater to run-off from the surface of the wall. Both profiles provide a straight line that will protect and reinforce the render.

Care should be taken during the application to ensure that the profile is set out level and also that the bead does not get damaged. When render needs to be cleaned off, this should be done while it is still wet.


BELL CAST RENDER STOP BEAD Stainless Steel

Ref	Description	Length (Metres)			Qty/Pack
		2.4	2.7	3.0	
BCS	20mm Bell Cast Render Stop Bead			•	25

BCS 20mm Bell Cast Render Stop Bead



PROTEKTOR EXPANDED METAL LATH



Cornercare Expanded Metal Lathing and Mesh products are used to provide a suitable key for plaster and rendered finishes including joint and crack reinforcement and general refurbishment.

Easy to install and fix, expanded Metal can be used to provide reinforcement for curved surfaces and steel columns where fire protection is required.

Areas such as suspended ceilings - where longer spans are required between steel supports - require a lath of 1.69 kilos per m2.

Cornercare expanded metal lath is manufactured in accordance with BS 1369 : Part 1 : 1987.

INTERNAL USE

Galvanised Lath is used for internal plaster work; manufactured from galvanised steel to BS EN 10346 : 2009 DX51D + Z275.

EXTERNAL USE

Stainless steel lath is recommended for use in areas with high humidity, moisture. All stainless steel lath products are manufactured from BS EN 10088 – 4 grade 1.4301.

FIXING ADVICE

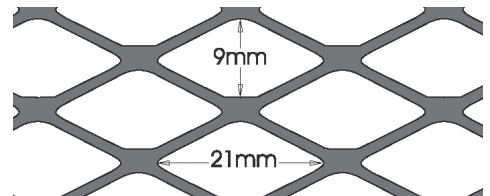
Please ensure when fixing stainless steel lath that galvanised nails are not used as this will lead to rust spots.

COSHH CERTIFICATION


Copy data can be downloaded with product illustrations from our website.

METAL LATH SHEET Stainless Steel

Ref	Nom. Material Thickness (mm)	Nominal Mesh Size (mm)	Nominal Kilos/M ²	Size Width x Length (mm)
ELS426	0.5	9 x 16	1.10	2440 x 685



PROTEKTOR FIBRE MESH




Protektor Alkali resistant Fibre Mesh is ideal for use in general construction when reinforcing finishes in plasterboard joints abutting ceilings, patching or acting as a reinforcement for plaster and rendered finishes.

Fibre Mesh rolls are available in large roll format for ease of use when applying over large areas.

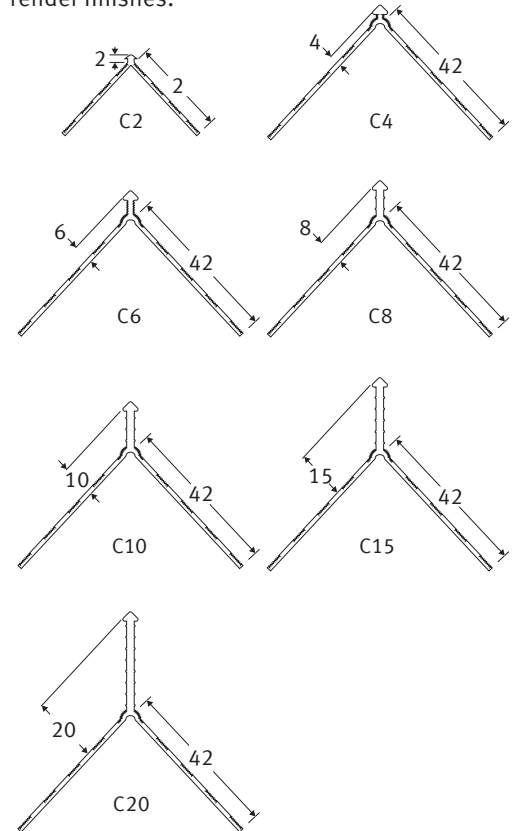
Ref	Description	Length m	Width mm	Weight per m2 (Grams)
1096	90mm x 70mm Corner Fibre Mesh Profile	50	160	280
1493	Fibre Mesh Roll 4mm x 4mm	50	1000	145
1491	Fibre Mesh Roll 4mm x 4mm	50	1000	160

PROTEKTOR PVCu BEAD FOR PLASTER & RENDER FINISH



PVCu corner/angle bead featuring a new wider 9mm nose that accentuates the corner detail.


Designed for functionality, the profile is quick and easy to install for use in 12-15mm external render finishes.



CORNER / ANGLE BEAD

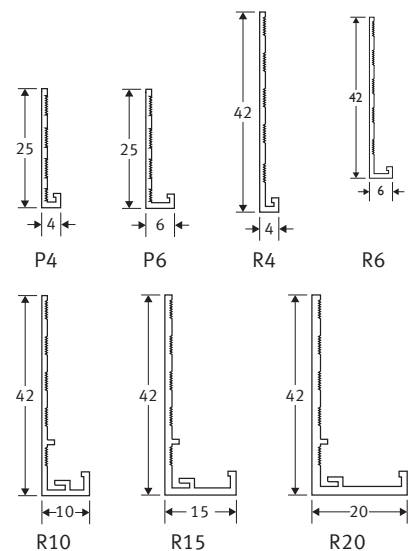
Ref	Render Depth (mm)	Length (Metres)	Qty/Pack
C2	2 - 3	2.5	25
C4	4 - 6	2.5	25
C6	6 - 8	2.5	25
C8	8 - 10	2.5	25
C10	10 - 12	2.5	25
C15	15 - 17	2.5	25
C20	20 - 23	2.5	25

STOP BEAD




Protektor PVCu Stop Bead Provides a straight line with protection to the edge of a rendered façade or reveal.

The profile will help provide a level crack resistance and a clean finish to the edges of render work.



Ref	Render Depth (mm)	Length (Metres)	Qty/Pack
P4	4	2.5	25
P6	6 - 8	2.5	25
R4	4	2.5	25
R6	6 - 8	2.5	25
R10	10 - 12	2.5	25
R15	15 - 17	2.5	25
R20	20 - 22	2.5	25

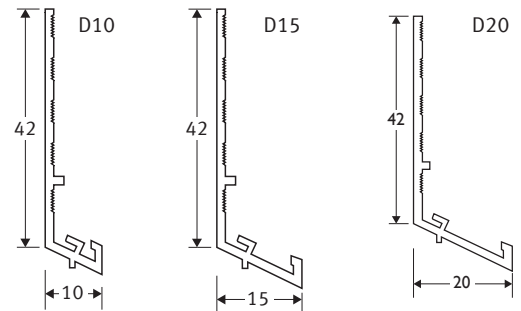
PROTEKTOR PVCu BEAD FOR PLASTER & RENDER FINISH




D15

BELLCAST BEAD

Ref	Render Depth (mm)	Length (Metres)	Qty/Pack
D10	6 - 12	2.5	25
D15	10 - 17	2.5	25
D20	13 - 22	2.5	25



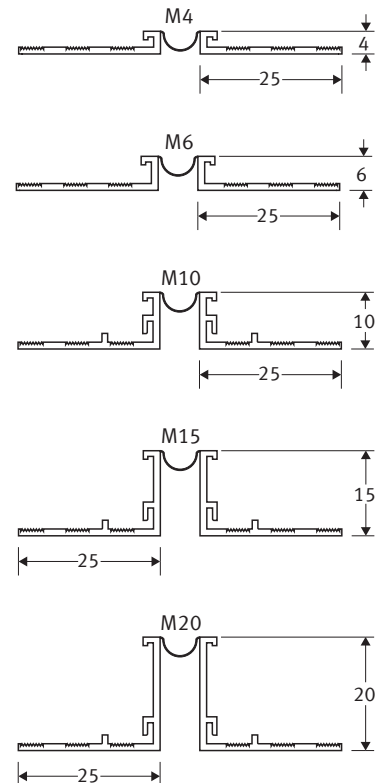
MOVEMENT BEAD



M10

Ref	Render Depth (mm)	Length (Metres)	Qty/Pack
M4	4 - 6	2.5	25
M6	6 - 8	2.5	25
M10	10 - 12	2.5	25
M15	15 - 17	2.5	25
M20	20 - 22	2.5	25

Protektor PVCu Movement Bead is installed vertically and used when providing a finished wall the facility to provide minor levels of Thermal movement within the rendered finish or were a day joint is required.





MATERIALS

Protektor Galvanised Bead for Plaster, Plasterboard and Render.

Protektor Galvanised Expanded Brick Reinforcement and Expanded Lath.

Manufactured from Galvanised Steel to BS EN 10327 - DX51D+275.

Protektor Stainless Steel Bead.

Protektor Stainless Steel Expanded Brick Reinforcement/Expanded Lath.

Manufactured from Austenitic Stainless Steel to BS EN 10088-2 grade 1.4301.

Protektor Galvanised Dry Wall Profiles for Ceilings and Partitions.

Manufactured from Galvanised Steel to BS EN 10327 - DX51D.

Protektor Security Mesh.

Manufactured from Cold Rolled Mild Steel to BS EN 10130: 1991 (SEC2 & 3), and HRP&O Mild Steel to BS EN 10111:1998 (SEC1).

SPECIFICATION/BRITISH STANDARD

BS EN 13658-1:2005 - Metal lath and beads - Definitions, requirements and test method, Part 1: Internal plastering.

BS EN 13658-2:2005 - Metal lath and beads - Definitions, requirements and test method, Part 2: External rendering.

BS EN 13914-1:2005 - Design, preparation and application of external rendering and internal plastering, Part 1: External rendering.

BS EN 13914-2:2005 - Design, preparation and application of external rendering and internal plastering, Part 2: Design considerations and essential principals for internal plastering.

BS 8212: 1995 - Code of Practice for Dry Lining and Partitioning using Gypsum Plasters.

BS 7364: 1990 - Specification for galvanised steel studs and channels for studs and sheet partitions and linings using screw fixed gypsum boards.

INSTALLATION OF BEADS

Choose your Beads to suit their application internal/external and the plaster/render thickness to be used. If it is necessary to cut the beads to length, the nose of the bead should be cut with a fine tooth saw and the wings with tinman's shears. To join two lengths of bead, a dowel can be made and inserted in the hollow of the bead to ensure a true alignment.

Fixing beads within plasterwork: fixing is quick and simple. Apply dabs at 600mm centres then press the expanded/perforated wings into the plaster dabs. The bead is then plumbed and squared sufficiently to ensure the required thickness of plaster. Beads may also be fixed with galvanised/stainless steel nails or wire-tied when used on metal lath.

Fixing Beads with Render: fixing is generally as described above, it is important that render is used for dab fixing and not plaster. When stainless steel beads are being fixed with nails, these should be in stainless steel and stainless steel wire should be used when tying stainless steel lathing.

DELIVERY/STORAGE

Protektor's efficient manufacturing and consistent levels of stock ensure a fast, prompt response to our customers. The products are normally supplied strapped or banded for transport and storage purposes. They can be off-loaded mechanically using a suitable forklift truck. Store under cover in clean, dry conditions, out of contact with dry cement, lime, plaster or mortar. The Plaster Beads should be stacked flat and supported along their length. (Full boxes should not be stacked more than six high).

SAFETY PRECAUTIONS

When cutting plaster/render beads, expanded metal lathing and brick reinforcement, we recommend the wearing of gloves. Individuals with existing skin problems or those sensitised to mineral oils should protect their hands using a skin barrier cream or suitable gloves. If irritation or injury occurs, seek medical attention.



PROTEKTOR UK

Protektor UK Limited,
Protektor House,
Frederick Road,
Hoo Farm Industrial Estate,
Kidderminster,
Worcestershire,
England, DY11 7RA

Tel: 01562 515200

Fax: 01562 515116

Sales Enquiries:	sales@protektor.co.uk
Technical Queries & Support:	technical@protektor.co.uk
Website:	www.protektor.com